

## My Blackboard

Everything you need for your Blackboard experience is in one convenient location. My Blackboard provides you with quick and easy access to critical and timely information regarding your school, courses, and fellow classmates. From My Blackboard you can view how you are doing in each of the courses you are enrolled in, see grades, be reminded of assignments that are due, and much more.

**Note:** Your school may not allow you to change your personal information, password, or settings through Blackboard Learn. Because Blackboard Learn often shares data with other systems on campus, such as the registrar's office, it may be necessary to ensure that your information is the same everywhere. In this case, your school will have a different way to change your information. To learn more, please contact your school.


## Watch a Tutorial







Double-click the video to enlarge the viewing area.



**Bb Home** displays an overview of recent activity, such as messages, items that were recently graded, and items that are due. Click each tool in the menu to access the page.

## My Blackboard Tools





Tools	Description
	<b>Bb Home:</b> Bb Home gives you an overview of the items that are due and recently graded. Move your mouse pointer over <b>View</b> to reveal your

	<p>grade. Bb Home displays the five most recent activities relevant to you.</p> <p><b>Note:</b> If your school has messages turned on, Bb Home shows a preview of your unread messages.</p>
	<p><b>My Calendar:</b> Review everything you have due and be reminded of when you need to complete it. To learn more, see <a href="#">Calendar</a>.</p>
	<p><b>Posts:</b> This page displays the latest posts in the courses and organizations you are enrolled in and follow. For example, you can see when a classmate submits a blog post in your course.</p> <p><b>Note:</b> If your school has the people and spaces tools turned on, the latest posts by the people and spaces you follow also appear.</p>
	<p><b>Updates:</b> Review a list of notifications alerting you to important events and information. For example, you can see when an assignment has been graded. To learn more, see <a href="#">About the Updates Page</a>.</p>
	<p><b>My Grades:</b> View your grades for each assignment, test, or activity in all of your courses. Sort the grades by date or course. To learn more, see <a href="#">My Grades</a>.</p>
	<p><b>Home</b></p>
	<p><b>Help:</b> Go to Behind the Blackboard for manuals, tutorials, and more.</p>

## My Blackboard Social Community

Identity and presence are an important part of participation in learning activities. With My Blackboard, you can create an online identity, find and connect with other users, and engage in group and peer collaboration.

**Note:** If you do not see any of these tools, your school has not turned them on.

Tools	Description
	<p><b>Profile:</b> A profile enables you to define your personal identity to share with those in your academic network. This icon image is replaced when your avatar is updated. To learn more, see <a href="#">About Profiles</a>.</p>
	<p><b>People:</b> Find and interact with peers, classmates, and instructors. To learn more, see <a href="#">About the People Tool</a>.</p>
	<p><b>Messages:</b> Message users outside of the course environment. To learn more, see <a href="#">About Messages</a>.</p>
	<p><b>Spaces:</b> Work and communicate collaboratively with others in your academic network. To learn more, see <a href="#">About Spaces</a>.</p>

## In this section...

- [Messages](#)
- [Profiles](#)
- [Spaces](#)
- [The People Tool](#)
- [The Posts Page](#)
- [The Updates Page](#)
- [Changing Your Password, Personal Information, and Settings](#)
- [Reporting Inappropriate Content](#)
- [Best Practice: Protecting Your Reputation and Identity Online](#)

